



College Attendance Costs Vary and Result From Higher Tuition, Room, and Board

at a glance

While attending college, students must pay for educational expenses as well as living costs. Educational expenses account for 18% - 25% of the cost of attendance. The cost of attending college, as calculated by each university and community college, is used to determine a student's financial need and eligibility for financial aid.

The cost of attendance varies among universities and community colleges. Some of this variance is caused by institutional differences in the methods used to calculate living costs. Different methods are used most often in calculating transportation and personal expenses. Regional differences in living costs, particularly room and board, also contribute to the varying costs.

Since 1994-95, the cost of attendance for Florida students has increased 5% - 10% (after adjusting for inflation). This increase is due to higher tuition and fees, as well as higher room and board costs.

Florida's cost of attendance is higher than the national average for state universities, yet Florida ranks below the national average in tuition and fees. Florida ranks below the national average in tuition and fees at community colleges.

Scope

The report addresses four questions.

- What is the cost of attending Florida's universities and community colleges?
- Why does the cost of attendance vary among institutions?
- How have these college costs changed over time?
- How do Florida's costs of attending college compare to those of other states?

This is one of several reports resulting from our program evaluation and justification review of Florida's Student Financial Assistance Program.¹ The Office of Student Financial Assistance (OSFA) in the Department of Education administers this program. Other reports in this series address the Office of Student Financial Assistance ([Report No. 03-16](#)), the Bright Futures Program ([Report No. 03-17](#)), and a forthcoming report on the financial needs of Florida students.

¹ Section 11.513, *F.S.*, directs OPPAGA to complete a program evaluation and justification review of each state agency that is operating under a performance-based program budget.

Background

To help students afford college, the state and federal governments offer a variety of financial aid programs including both merit-based scholarships and need-based grants and loans.

Students' eligibility for need-based programs is determined by computing the cost to attend individual colleges and universities and then subtracting the amount that the students' families are expected to contribute to their education. The cost of attendance includes tuition and fees, books and materials, room and board, transportation, and personal expenses. To receive most need-based financial aid, a student must complete the Free Application for Federal Student Aid (FAFSA) form, which is submitted to the U.S. Department of Education. The federal government uses a formula to calculate the students' expected family contribution and then determines their unmet financial need by subtracting the expected family contribution from the total cost of attendance at their desired institutions.

Students with specified levels of need are eligible for federal financial aid programs such as Pell grants as well as state financial aid grants such as the Florida Student Assistance Grant.² Students are expected to meet any remaining financial need from sources such as student loans, family support, or other sources such as private scholarships or aid provided by the institutions they are attending.

Findings

What is the cost of attending Florida's universities and community colleges?

The cost of attending college varies by institution and a student's dependency status.³

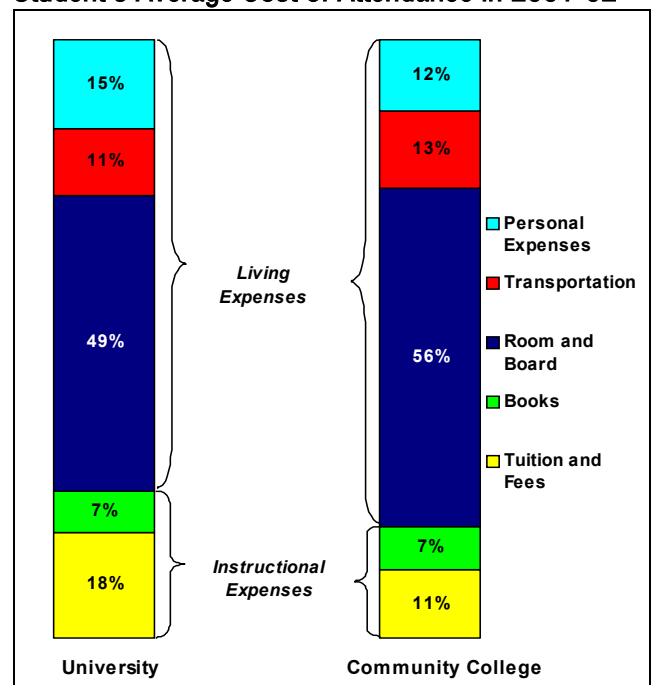
² A list describing Florida's financial aid programs is provided in OPPAGA [Report No. 03-16](#).

³ These estimated costs for community college students are based on cost of attendance estimates for independent students living off campus. Estimated costs for university students are based on the costs of living on campus or off campus.

For a typical Florida community college student, the average cost of attending community colleges in 2001-02 was \$10,643. For universities, the average costs were \$11,659 for students living on campus and \$12,919 for those living off campus.

Room and board is the single largest college expense. The cost of attending college includes both instructional costs (tuition, fees, books, and supplies) and living costs (room and board, transportation, and personal expenses). As shown in Exhibit 1, living expenses made up the largest portion of the cost of attendance in 2001-02. The single largest item included in cost of attendance is room and board, which accounted for 56% of community college costs and 49% of university attendance costs. Instructional expenses accounted for 25% for university and 18% for community college students.⁴

Exhibit 1
Room and Board Contributed the Most to the Typical Student's Average Cost of Attendance in 2001-02



Note: Based on average costs for on-campus university (\$11,659) and community college students (\$10,643).

Source: OPPAGA analysis of data received from institutions and from the Council for Educational Policy Research and Improvement (CEPRI).

⁴ Definitions of instructional and living costs and their components are included in Appendix A.

Cost of attendance estimates vary by student dependency and whether students live on campus. Community colleges consider a student's dependency status when estimating a student's cost of attendance. Estimated costs are higher for independent students than for those who are dependent on their parents for financial support and who typically live at home while attending school. Universities make separate cost estimates for students to live on campus and those who live off campus, with those students living off campus having a higher estimated cost of attendance than those living in on-campus housing (see Exhibit 2).

Exhibit 2
College Attendance Costs Are Highest for Off-Campus University Students

Category	2001-02 Average
University Students, On-Campus	\$11,659
University Students, Off-Campus	12,919
Community College Dependent Students, Off-Campus	7,106
Community College Independent Students, Off-Campus	10,643

Source: OPPAGA analysis of institutional and CEPRI data.

As shown in Exhibit 3, the higher costs for off-campus students result from higher expenses for off-campus housing, additional costs of traveling to and from campus, and somewhat higher personal expenses than for those who live in on-campus dormitories.

Exhibit 3
University Students Living Off Campus Have Higher Average Living Costs

Category	2001-02 Average Costs		
	Room and Board	Transportation	Personal Expenses
Universities			
On-Campus Students	\$5,752	\$1,296	\$1,733
Off-Campus Students	6,666	1,566	1,809
Community Colleges			
Dependent Students	\$2,526	\$1,365	\$1,227
Independent Students	5,997	1,369	1,289

Source: OPPAGA analysis of institutional and CEPRI data.

Why does the cost of attendance vary among institutions?

The cost of attendance varies among universities and community colleges due to different methods they use to calculate costs and regional variations in living costs. Institutions use widely varying methods to calculate personal expenses.

Institutions use varying cost estimates

Florida's universities and community colleges do not use a standard model for estimating the cost of attending universities or community colleges. Instead, each institution uses its own guidelines for estimating costs of tuition and fees, books, room and board, transportation, and personal expenses. These different guidelines produce varying estimates, with the largest differences among the estimates for living costs. These differences in estimating costs can be important because they can affect the financial aid awards that students receive.

Universities. As shown in Exhibit 4, the estimated cost for a student living on-campus while attending a state university in Fiscal Year 2001-02 ranged from \$9,802 at Florida State University to \$14,683 at Florida International University. Large variations in estimated room and board, transportation, and personal expenses (differences of more than \$2,000) contributed the most to these differences among institutions. As shown in Exhibit 4, the University of Florida estimated its transportation costs for on-campus students at \$310 while Florida International University estimated these same costs at \$2,528. See Appendix A for 2001-02 costs of attendance at all state universities.

Exhibit 4

Cost of Attendance for Typical University Students in 2001-02 Varied by Institution Due to Large Differences in Estimated Living Costs

2001-02 Costs for University Students						
	Overall	Tuition and Fees	Books	Room and Board	Transportation	Personal Expenses
Students Living On Campus						
Lowest	Florida State University \$9,802	University of Florida \$1,956	University of North Florida \$600	Florida A&M University \$4,742	University of Florida \$310	University of North Florida \$847
Highest	Florida International University \$14,683	Florida Atlantic University \$2,159	Florida A&M University \$1,400	Florida Gulf Coast University \$7,000	Florida International University \$2,528	Florida A&M University, University of South Florida \$2,500
System Average	\$11,659	\$2,060	\$818	\$5,752	\$1,296	\$1,733
Students Living Off Campus						
Lowest	Florida State University \$10,274	University of Florida \$1,956	University of North Florida \$600	University of Florida \$5,430	University of Florida \$310	University of North Florida \$847
Highest	Florida International University \$15,911	Florida Atlantic University \$2,159	Florida A&M University \$1,400	Florida International University \$8,152	Florida International University \$2,528	Florida A&M University \$3,000
System Average	\$12,919	\$2,060	\$818	\$6,666	\$1,566	\$1,809

Note: When analyzing the differences in cost of attendance for this report, we focused on the most typical groups of students: university students living on campus and off campus, and independent community college students (60% of community college students filing for financial aid). Students filling out the Free Application for Student Aid (FAFSA) must answer whether they are dependent or independent. The numbers shown here are the percentages of students who filed the FAFSA.

Source: OPPAGA analysis of institutional and CEPRI data.

Community colleges. Estimated costs of attendance also varied widely among Florida community colleges, ranging from \$8,006 at Central Florida Community College to \$13,982 at Daytona Beach Community College. Large variations in living costs contributed the most to these differences among institutions, including a difference of \$6,752 in the estimated cost of room and board and a \$1,684 difference in the estimated transportation costs between community colleges (see Exhibit 5). For example, Daytona Beach Community College estimated room and board costs for independent students at \$9,902 while Central Florida Community College estimated these costs to be \$3,150. See Appendix A for 2001-02 costs of attendance at all community colleges.

Institutions use different methods to calculate cost estimates. These differences in estimated costs occur because universities and community colleges use a variety of methods

to calculate estimates of students' living costs. The most substantial differences occur in the methods used to calculate transportation and personal expenses. When calculating transportation costs, community colleges generally based their estimate on students' daily commuting mileage to and from the college.

In contrast, some universities estimate students' total transportation expenses during the year, including trips to the students' homes as well as other likely destinations. For instance, Florida International University's transportation cost estimate was \$2,528 in 2001-02, based on the estimated number of miles a student traveled daily. In comparison, the University of Florida calculated its transportation costs at only \$310 based on no daily commuting mileage but the assumptions that students drove to Miami three times a year

and that two students traveled together and shared costs.

Another source of variation was that some institutions included parking fees in transportation cost estimates, while others considered an on-campus parking permit part of student fees. Some institutions also included automobile insurance, gas, and maintenance in transportation costs, while others included only mileage. For example, Broward Community College included insurance in its transportation estimates, while Central Florida Community College and the University of Central Florida both used rates per mile that included amounts for maintenance.

Institutions also used different methods in calculating personal expenses. For example, the University of Florida included the cost of purchasing a computer in its personal expenses estimate, while other institutions did not include this expense. Some institutions also included costs for such items as health insurance, clothing, laundry, and basic personal necessities. Some institutions calculated personal expenses based on a weekly or monthly allowance, while others made a lump sum estimate for the school year. For example, the University of North Florida bases its personal expenses on students' estimated monthly spending on basic necessities, resulting in an \$847 estimate for the school year. In contrast, the University of South Florida and Florida A&M estimated

\$2,500 for personal expenses for the school year.

Some of the variations in cost of attendance are due to regional differences in room and board. Finally, different cost of attendance estimates among institutions in different regions are due to regional variations in living costs.⁵ While room and board costs typically reflect the different regional markets. For example, Tampa area students paid approximately \$5,000, while independent students in Orlando paid more than \$7,500 in 2001-02.

Differences in cost estimates may affect financial aid awards. The different calculations of cost of attendance are important as they can affect the amount of financial aid offered to a student. A student attending a school with a higher estimated cost of attendance may be eligible to receive a higher federal and/or state financial aid award. We believe that all state institutions should use a consistent method of calculating the cost of attendance, which would minimize these differences and facilitate the determination of student financial need.

⁵ Regional comparisons conducted were Tallahassee: Florida A&M, Florida State, and Tallahassee Community College; Tampa/St. Petersburg: University of South Florida, Hillsborough CC, and St. Petersburg College; Gainesville: University of Florida, Santa Fe CC, and Central Florida CC; Orlando: University of Central Florida and Valencia CC; Jacksonville: University of North Florida, Florida CC at Jacksonville, and St. Johns River CC; Miami: Florida Atlantic, Florida International, Miami-Dade CC, and Broward CC; and Pensacola: University of West Florida, Pensacola JC, and Okaloosa-Walton CC.

**Exhibit 5
Cost of Attendance Variations in 2001-02 Are Due to Large Differences in Estimated Living Costs**

2001-02 Costs for Community College Students						
	Overall	Tuition and Fees	Books	Room and Board	Transportation	Personal Expenses
Independent Students Living Off Campus						
Lowest	Central Florida \$8,006	Okaloosa-Walton \$1,040	Daytona Beach \$596	Central Florida \$3,150	Lake City \$600	Valencia \$100
Highest	Daytona Beach \$13,982	Hillsborough \$1,265	Miami-Dade \$1,168	Daytona Beach \$9,902	Broward \$2,284	Miami-Dade \$2,220
System Average	\$10,643	\$1,209	\$779	\$5,997	\$1,369	\$1,289

Source: OPPAGA analysis of institutional and CEPRI data.

How have college costs changed over time?

The average cost of attendance has increased for all students over the past seven years (as seen in Exhibit 6). While higher room and board costs have contributed most of the increase for universities, increases in tuition accounted for a larger share of the increase for community colleges.

After adjusting for inflation, the average cost of attendance estimates for all students have risen since 1994-95. (All historical comparisons are in constant 1994-95 dollars). As shown in Exhibit 6, the estimated costs for university students living on-campus had the highest rate of growth (10.8%) in the last eight years. In comparison, independent community college students saw a constant dollar cost increase of \$464 and rate of growth of 5.4%. Exhibits 7 and 8 show how instructional and living costs have affected the average cost of attendance.

Exhibit 6 The Average Cost of Attendance in Constant 1994-95 Dollars Has Risen for All Types of Students

	1994-95	2001-02	Total Percentage Change	Total Dollar Change
Universities¹				
On-Campus Student	\$8,809	\$ 9,759	10.8%	\$ 950
Off-Campus Student	9,924	10, 941	10.2%	1,017
Community Colleges²				
Independent Student, Off-Campus	\$8,561	\$9,025	5.4%	\$ 464

¹ Florida Gulf Coast University was excluded from this analysis because it opened in 1998-99.

² Broward CC, Central Florida CC, Gulf Coast CC, and Lake City CC were excluded because 1994-95 data was unavailable.

Source: OPPAGA analysis of institutional and CEPRI data.

Higher room and board costs have contributed most of the increase in costs of attendance at state universities, but tuition has grown at a faster rate

For universities, higher room and board costs have contributed the most to increases in cost of attendance. For example, increases in room and board accounted for \$611 of the increased cost of attendance for university students who live on campus. Similarly, room and board costs for off-campus university students increased by \$619 in constant dollars between Fiscal Year 1994-95 and 2001-02. However, these increases were partially offset by decreases in transportation and personal expenses. See Appendix A for each university's change in cost of attendance since 1994-95.

Tuition and fees have increased faster than room and board expenses since 1994-95. After adjusting for inflation, tuition and fees have grown from \$1,405 in 1994-95 to \$1,743 in 2001-02 (a 24% increase in constant dollars). In contrast, room and board has increased between 12.4% and 14.8% over that same time, depending on whether students lived on or off-campus.

Exhibit 7

Higher Room and Board Has Contributed the Greatest to Increased Cost of Attendance at State Universities

	1994-95	2001-02	Total Percentage Change	Total Dollar Change	Percentage Increase
On-Campus Students					
Room and Board	\$4,128	\$4,739	14.8%	\$611	64.3%
Tuition and Fees	1,405	1,743	24.0%	338	35.6%
Books	625	702	12.3%	77	8.1%
Transportation	1,117	1,081	(3.2%) ¹	(36)	(3.8%) ¹
Personal Expenses	1,534	1,494	(2.6%) ²	(40)	(4.2%) ²
Total Cost	\$8,809	\$9,759	10.8%	\$950	100.0%
Off-Campus Students					
Room and Board	\$4,977	\$ 5,596	12.4%	\$ 619	60.9%
Tuition and Fees	1,405	1,743	24.0%	338	33.2%
Books	625	702	12.3%	77	7.5%
Transportation	1,369	1,334	(2.5%) ¹	(35)	(3.4%) ¹
Personal Expenses	1,548	1,566	1.2%	18	1.8%
Total Cost	\$9,924	\$10,941	10.2%	\$1,017	100.0%

Note: All totals are in constant 1994-95 dollars.

¹ In real dollars, transportation estimates are stable or show only slight increases. When adjusted for inflation, transportation estimates have declined slightly in constant dollars.

² Personal expenses estimates have declined in real dollars due to cuts made by several institutions, thus lowering the overall average between 1994-95 and 2001-02.

Source: OPPAGA analysis of institutional and CEPRI data.

Exhibit 8

Tuition Contributed the Most to the Increased Cost of Attendance at Community Colleges

	1994-95	2001-02	Percentage Change	Total Dollar Change	Percentage Increase
Independent Students					
Tuition and Fees	\$ 829	\$1,024	23.5%	\$195	42.0%
Room and Board	4,931	5,100	3.4%	169	36.4%
Books	568	650	14.4%	82	17.7%
Transportation	1,086	1,157	6.5%	71	15.3%
Personal Expenses	1,147	1,094	(4.6%) ¹	(53)	(11.4%) ¹
Total Cost	\$8,561	\$9,025	5.4%	\$464	100.0%

Note: Totals are in constant 1994-95 dollars.

¹ Personal expenses estimates declined in real dollars due to cuts made by several institutions, thus lowering the overall average between 1994-95 and 2001-02.

Source: OPPAGA analysis of institutional and CEPRI data.

Higher tuition and fees have contributed most of the increase in cost of attendance at community colleges

Tuition and fee increases accounted for most of the growth in costs to attend community colleges. These costs increased by \$195 since 1994-95 after adjusting for inflation. As Exhibit 8 shows, tuition and fees increases accounted for 42% of the increased estimated cost of attendance for typical community college students, while room and board costs increased 36.4%. Overall increases in the cost of attendance were partially offset by personal expenses decreasing by 11.4%. See Appendix A for each community college’s change in cost of attendance since 1994-95.

Cost of attendance has increased at most institutions

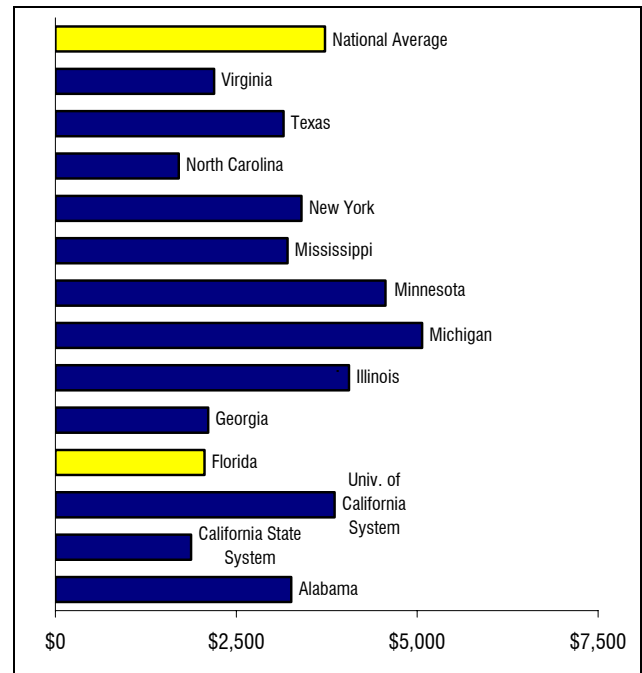
The cost of attendance has increased at most state universities and community colleges since 1994-95. (Appendix A shows how cost of attendance estimates changed.) However, after adjusting for inflation, nine universities and community colleges saw their costs decrease in constant dollars, and estimated costs of attendance fell in both real and constant dollars at Florida State University. This was due to the university’s 61% cut in its estimate of student personal expenses.

How does Florida compare to other states?

Florida’s tuition and fees rank below the national average for both state universities and community colleges. However, the overall cost of attendance at Florida’s state universities ranks above the national average.

State Universities. Florida’s tuition and fees at its universities were lower than the national average for Fiscal Year 2001-02 (see Exhibit 9). Among southeastern states, only North Carolina had a lower estimated cost of attendance.

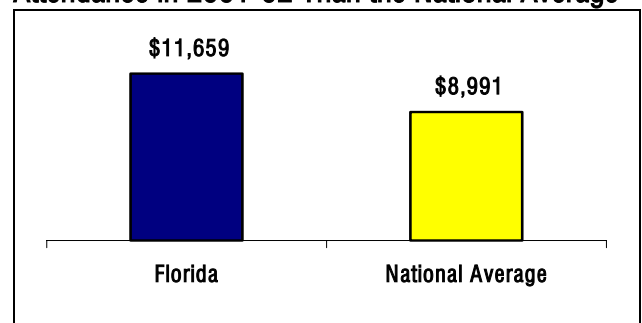
**Exhibit 9
Florida Universities’ 2001-02 Tuition and Fees Rank Lower Than the National Average**



Source: OPPAGA analysis of data collected from state higher education authorities.

The estimated total cost of attendance at Florida’s universities ranked above the national average for Fiscal Year 2001-02 (see Exhibit 10). However, comparing Florida’s cost of attendance to other states is problematic since other states use different methods of calculating living costs.

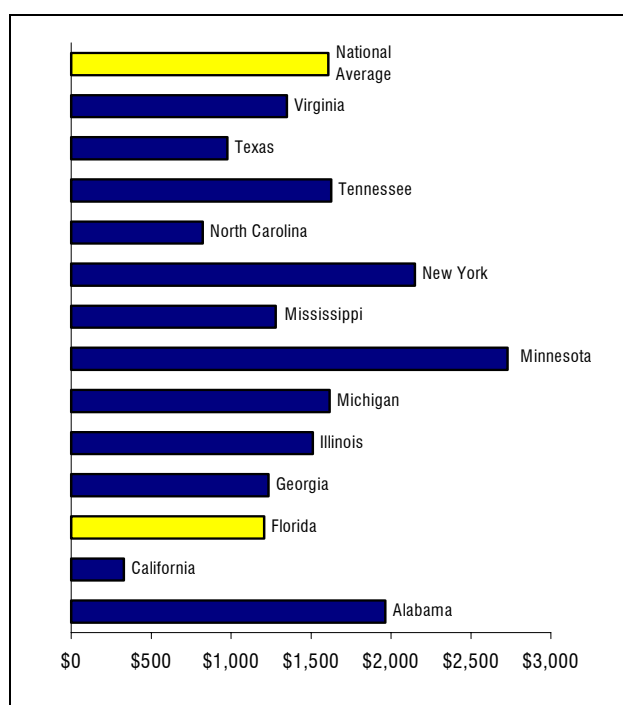
**Exhibit 10
Florida’s Universities Had a Higher Cost of Attendance in 2001-02 Than the National Average**



Source: OPPAGA analysis of data from the National College Board.

Community colleges. As shown in Exhibit 11, students at Florida’s community colleges paid lower tuition and fees than the national average in Fiscal Year 2001-02. Among southeastern states, Florida’s tuition and fees were comparable to those of Georgia and Mississippi. It is not possible to compare Florida’s total cost of attending community colleges to costs in other states as comparison data is not widely available.

**Exhibit 11
Florida Community College Tuition and Fees
Are Lower Than the National Average**



Source: OPPAGA analysis of data collected from state higher education authorities.

Recommendations

Different calculations of college attendance costs can affect the amount of financial aid offered to a student. A student attending a school with a higher estimated cost of attendance may be eligible to receive a higher federal and/or state financial aid award. To provide greater uniformity in estimated cost of attendance among Florida universities and community colleges and more consistent awards of state need-based aid to students, we recommend that the State Board of Education establish a common method of calculating these costs.

Agency Response

The Commissioner of Education provided a written response to our report. His response is included as Appendix B of this report.

OPPAGA provides objective, independent, professional analyses of state policies and services to assist the Florida Legislature in decision making, to ensure government accountability, and to recommend the best use of public resources. This project was conducted in accordance with applicable evaluation standards. Copies of this report in print or alternate accessible format may be obtained by telephone (850/488-0021 or 800/531-2477), by FAX (850/487-3804), in person, or by mail (OPPAGA Report Production, Claude Pepper Building, Room 312, 111 W. Madison St., Tallahassee, FL 32399-1475).

Florida Monitor: <http://www.oppaga.state.fl.us/>

Project supervised by Tim Elwell, Chief Legislative Analyst (850/487-3631)
 Project conducted by Bryan Conrad (850/487-9238); Amelia Parnell; and Tony Miziko
 Jane Fletcher, Staff Director (850/487-9255)
 John W. Turcotte, OPPAGA Director

Appendix A

Definition of Total Cost of Attendance

The total cost of attendance includes both instructional and living costs. These categories and their components are defined below.

Instructional costs

Instructional costs include tuition and fees and books, materials, and supplies. These costs depend largely on tuition and fee increases and course offerings at each institution.

Tuition and fees. The Florida Legislature currently establishes tuition rates for public universities and community colleges in their annual appropriations acts. In addition, the *Florida Administrative Code* sets forth standard fees that apply to all students. These base tuition rates and standard fees plus local fees comprise the annual tuition and fees paid by each student. Average tuition and fees are \$2,060 at universities and \$1,209 at community colleges (see Tables A-1 and A-2).

Books, materials, and other supplies. Institutions have calculated these expenses based on the books used during the previous school year. Book costs often are calculated as the average for all students or use the average for students in a particular major. The University of Florida, for instance, calculates book costs as the annual average for a medium-priced major, like accounting.

Living costs

Living costs include room and board, transportation, and personal expenses. To compute living costs, some institutions rely on the US Bureau of Labor Statistics' calculations on the cost of living in their area. These institutions separate the cost of living into room and board, transportation, and personal expenses. Institutions have also used the Bureau of Labor Statistics' cost-of-living index to adjust the cost of each item in the personal expenses category.

Room and board. Room and board costs include both living and dining expenses. For students living on campus, the institution controls food service and dormitory costs. For students living off campus, the room and board costs are based on the costs of renting an apartment and paying for food and utilities.

Transportation. Travel expenses encompass most of a student's transportation costs. Some institutions calculate transportation costs based on the average mileage that students will accumulate if they live off campus. Other institutions calculate transportation as the cost to the student of making several round trips home during the year.

Personal expenses. Personal expenses (also called "miscellaneous expenses") include all living expenses not covered by other categories. Federal financial aid guidelines specify only computers as a personal expense. Institutions have included other expenses such as health insurance, laundry and hygienic needs, entertainment, and other personal items.

Table A-1
Cost of Attendance 2001-02 State University System Full-Time Students

Institution	Cost of Attendance	Tuition and Fees	Books	Room and Board	Transportation	Personal Expenses
Students Living On Campus						
Florida A&M University	\$11,775	\$2,133	\$1,400	\$4,742	\$1,000	\$2,500
Florida Atlantic University	11,235	2,159	660	5,600	1,484	1,332
Florida Gulf Coast University	12,559	2,019	700	7,000	1,440	1,400
Florida International University	14,683	2,051	1,080	6,924	2,528	2,100
Florida State University	9,802	2,010	702	5,322	904	864
University of Central Florida	11,223	2,065	800	6,040	450	1,868
University of Florida	10,746	1,956	770	5,430	310	2,280
University of North Florida	11,213	2,135	600	5,420	2,211	847
University of South Florida	11,945	2,045	700	5,600	1,100	2,500
University of West Florida	11,406	2,022	766	5,440	1,540	1,638
University Average	\$11,659	\$2,060	\$ 818	\$5,752	\$1,296	\$1,733
Students Living Off Campus						
Florida A&M University	\$15,153	\$2,133	\$1,400	\$7,100	\$1,520	\$3,000
Florida Atlantic University	13,713	2,159	660	7,416	2,146	1,332
Florida Gulf Coast University	12,559	2,019	700	7,000	1,440	1,400
Florida International University	15,911	2,051	1,080	8,152	2,528	2,100
Florida State University	10,274	2,010	702	5,794	904	864
University of Central Florida	13,417	2,065	800	6,750	1,934	1,868
University of Florida	10,746	1,956	770	5,430	310	2,280
University of North Florida	13,243	2,135	600	7,416	2,245	847
University of South Florida	11,945	2,045	700	5,600	1,100	2,500
University of West Florida	12,230	2,022	766	6,000	1,540	1,902
University Average	\$12,919	\$2,060	\$ 818	\$6,666	\$1,566	\$1,809

Source: OPPAGA analysis of institutional and CEPRI data.

Table A-2
Cost of Attendance 2001-02 Community College System Full-Time Independent Students, Living Off Campus

Institution	Cost of Attendance	Tuition and Fees	Books	Room and Board	Transportation	Personal Expenses
Brevard	\$8,694	\$1,206	\$ 640	\$5,024	\$ 800	\$1,024
Broward	13,746	1,172	864	7,780	2,284	1,645
Central Florida	8,006	1,238	720	3,150	1,773	1,125
Chipola	9,887	1,200	600	5,388	1,299	1,400
Daytona Beach	13,982	1,258	596	9,902	1,000	1,226
Florida	12,961	1,211	800	7,950	2,100	900
Gulf Coast	10,467	1,217	900	6,050	800	1,500
Hillsborough	10,385	1,265	1,000	4,472	1,640	2,008
Indian River	10,000	1,200	700	5,000	2,250	850
Lake City	9,423	1,123	800	6,150	600	750
Manatee	12,079	1,261	708	7,450	1,394	1,266
Miami-Dade	13,669	1,231	1,168	6,860	2,190	2,220
North Florida	9,507	1,207	600	5,400	1,200	1,100
Okaloosa-Walton	11,310	1,040	722	6,662	928	1,958
Palm Beach	11,088	1,200	600	7,560	928	800
Pasco-Hernando	9,394	1,203	700	4,806	1,114	1,571
Pensacola	9,157	1,211	775	5,085	986	1,100
Polk	9,831	1,231	1,000	3,600	2,000	2,000
Santa Fe	9,103	1,211	700	5,256	928	1,008
South Florida	10,035	1,231	800	5,050	1,454	1,500
St. Johns	10,737	1,174	892	6,290	1,214	1,167
St. Petersburg	9,519	1,265	800	5,256	1,283	915
Tallahassee	10,000	1,200	800	5,000	1,200	1,800
Valencia	12,452	1,252	800	8,800	1,500	100
Community College Average	\$10,643	\$1,209	\$ 779	\$5,997	\$1,369	\$1,289

¹ Edison CC, Florida Keys CC, Lake Sumter CC and Seminole CC did not report their cost of attendance.

Source: OPPAGA analysis of institutional and CEPRI data.

Table A-3
Cost of Attendance 2001-02 Community College System Full-Time Dependent Students, Living Off-Campus

Institution	Cost of Attendance	Tuition and Fees	Books	Room and Board	Transportation	Personal Expenses
Brevard	\$5,360	\$1,206	\$ 640	\$1,690	\$ 800	\$1,024
Broward	7,562	1,172	864	1,596	2,284	1,645
Central Florida	6,361	1,238	720	1,505	1,773	1,125
Chipola	6,719	1,200	600	2,220	1,299	1,400
Daytona Beach	6,208	1,258	596	2,128	1,000	1,226
Florida	11,559	1,211	800	6,548	2,100	900
Gulf Coast	7,217	1,217	900	2,800	800	1,500
Hillsborough	7,705	1,265	1,000	1,800	1,640	2,000
Indian River	7,120	1,200	700	2,120	2,250	850
Lake City	7,217	1,123	800	3,944	600	750
Manatee	6,629	1,261	708	2,000	1,394	1,266
Miami-Dade	8,523	1,231	1,168	1,714	2,190	2,220
North Florida	5,607	1,207	600	1,500	1,200	1,100
Okaloosa-Walton	6,892	1,040	722	2,900	928	1,302
Palm Beach	7,668	1,200	600	4,540	928	400
Pasco-Hernando	6,307	1,203	700	1,719	1,114	1,571
Pensacola	6,322	1,211	775	2,250	986	1,100
Polk	9,831	1,231	1,000	3,600	2,000	2,000
Santa Fe	5,179	1,211	700	1,500	928	840
South Florida	7,085	1,231	800	2,100	1,454	1,500
St. Johns	5,968	1,174	892	1,858	1,104	940
St. Petersburg	6,369	1,265	800	2,106	1,283	915
Tallahassee	10,000	1,200	800	5,000	1,200	1,800
Valencia	5,132	1,252	800	1,500	1,500	80
Community College Average	\$7,106	\$1,209	\$ 779	\$2,526	\$1,365	\$1,227

¹ Edison CC, Florida Keys CC, Lake Sumter CC, and Seminole CC did not report their cost of attendance.

Source: OPPAGA analysis of institutional and CEPRI data.

Table A-4
Changes in Cost of Attendance from 1994-95 to 2001-02
State University System Full-Time Students

Institution	1994-95	2001-02	Inflation-Adjusted Change
Students Living On Campus			
Florida A&M University	\$7,616	\$9,942	30.5%
Florida Atlantic University	8,613	9,486	10.1%
Florida International University	10,832	12,396	14.4%
Florida State University	9,216	8,276	-10.2%
University of Central Florida	8,405	9,476	12.7%
University of Florida	7,704	9,072	17.8%
University North Florida	8,169	9,468	15.9%
University South Florida	10,701	10,085	-5.8%
University West Florida	8,026	9,630	20.0%
State University Average	\$8,809	\$9,759	10.8%
Students Living Off Campus			
Florida A&M University	\$9,468	\$12,794	35.1%
Florida Atlantic University	10,742	11,578	7.8%
Florida International University	12,060	13,433	11.4%
Florida State University	10,310	8,675	-15.9%
University of Central Florida	10,745	11,328	5.4%
University of Florida	7,704	9,072	17.8%
University of North Florida	8,950	11,181	24.9%
University of South Florida	10,701	10,085	-5.8%
University of West Florida	8,638	10,325	19.5%
State University Average	\$9,924	\$10,941	10.2%

¹ Florida Gulf Coast University began operating in 1998-99 and is not included in this analysis.

Source: OPPAGA analysis of institutional and CEPRI data.

Table A-5
Changes in Cost of Attendance from 1994-95 to 2001-02
Community College System Full-Time Independent Students, Living Off Campus

Institution	1994-95	2001-02	Inflation-Adjusted Change
Brevard	\$ 7,174	\$ 7,340	7.4%
Chipola	8,939	8,347	-2.3%
Daytona Beach	13,159	11,805	-5.2%
Florida	9,941	10,943	10.1%
Hillsborough	9,528	8,768	-8.0%
Indian River	7,790	8,443	8.4%
Manatee	9,996	10,198	0.2%
Miami-Dade	12,698	11,541	-9.1%
North Florida	7,503	8,027	7.0%
Okaloosa-Walton	9,602	9,549	-0.6%
Palm Beach	6,954	9,361	34.6%
Pasco-Hernando	7,739	7,931	2.5%
Pensacola	7,043	7,731	9.8%
Polk	6,905	8,300	20.2%
Santa Fe	7,744	7,685	-0.8%
South Florida	5,728	8,473	47.9%
St. Johns	7,725	9,065	17.3%
St. Petersburg	7,835	8,037	2.6%
Tallahassee	8,218	8,443	2.7%
Valencia	8,998	10,513	16.8%
Community College Average	\$ 8,561	\$ 9,025	5.4%

¹ Broward CC, Central Florida CC, Gulf Coast CC, and Lake City did not report their cost of attendance for 1994-95. Edison CC, Florida Keys CC, Lake Sumter CC, and Seminole CC did not report their cost of attendance for 1994-95 through 2001-02.

Source: OPPAGA analysis of institutional and CEPRI data.

FLORIDA DEPARTMENT OF EDUCATION

STATE BOARD OF EDUCATION

F. PHILIP HANDY, *Chairman*

T. WILLARD FAIR, *Vice Chairman*

Members

SALLY BRADSHAW

LINDA J. EADS, ED.D.

CHARLES PATRICK GARCÍA

JULIA L. JOHNSON

WILLIAM L. PROCTOR, PH.D.

June 4, 2003



JIM HORNE

Commissioner of Education



Mr. John Turcotte
Director
Office of Program Policy Analysis
and Government Accountability
111 West Madison Street
Claude Pepper Building, Suite 312
Tallahassee, Florida 32399-1475

Dear Mr. Turcotte:

Thank you for the opportunity to respond to the Office of Program Policy Analysis and Government Accountability information brief entitled "College Attendance Costs Vary and Result From Higher Tuition, Room and Board." The Department of Education agrees that consistently calculated attendance costs could provide students with better comparison figures upon which to base decisions. We also note that the only component of attendance costs tied to State policy is tuition and fees, with some institutional flexibility and local control to accommodate the uniqueness of students and communities. Even with the increases in this area the past seven years, Florida remains a low tuition state, thereby allowing more students to attend college.

Sincerely,

/s/

Jim Horne

Commissioner

JH/pwc