



July 2015

Report No. 15-07

Over One-Third of Nursing Programs Had Licensure Exam Passage Rates Below the Required Legislative Standard in 2014

at a glance

In 2014, the licensure exam passage rates for Florida's nursing programs varied by program type. Florida's practical nursing and bachelor's degree graduates performed about the same as their counterparts nationally, while graduates from associate's degree programs performed slightly lower than graduates nationally.

Florida law requires approved nursing education programs to have a minimum graduate licensure exam passage rate. If a program's passage rate falls 10 percentage points below the national average for two consecutive calendar years, the program is placed on probation.

More than one-third (36%) of Florida nursing education programs that had graduates taking the licensure exam had passage rates that were 10% or more below the national average in 2014. Most of the nursing programs performing below the required passage rate were created since 2009 and are unaccredited.

Scope

The 2014 Legislature directed OPPAGA to conduct a series of annual reviews through the year 2020 of the Board of Nursing's administration of the program approval and accountability processes for nursing programs.¹ This report is a companion to OPPAGA [Report No. 15-04, Florida's Nursing Education Programs Continued to Expand in 2014](#), which addressed how nursing programs' capacity, enrollment, and student outcomes have changed since the previous academic year. This report reviews nursing licensure exam data for the 2014 calendar year that was not available at the time the 2014 report was published.

¹ Chapters [2009-168](#), [2010-37](#), and [2014-92](#), *Laws of Florida*.

Background

The 2009 Legislature made several statutory changes to significantly increase the number of approved nursing programs to address the state's shortage of nurses. The 2009 law modified the nursing education program approval process and established a legislative performance standard based on each program's graduate licensure exam passage rate.^{2, 3}

The 2014 Legislature made additional revisions in Florida law related to nursing programs. For example, the 2014 revisions limited a program's exam passage rate to only include first-time test takers within six months of graduation and required nursing programs to be accredited no later than July 2019.^{4, 5} The 2014 law also allows the Florida Board of Nursing to extend a program's probationary status for one additional year if the program demonstrates adequate progress toward the graduate passage rate goal by meeting a majority of the benchmarks established in the remediation plan.⁶

² Section [464.019](#), *F.S.*, specifies that the first calendar year of scores the board could use was 2010. As a result, 2012 was the first year the board could place programs on probation using the criteria in law, based on calendar years 2010 and 2011.

³ Twenty-two practical nursing and 21 associate degree in nursing programs were placed on probation.

⁴ Previously, there was no requirement for graduates to take the exam within six months of their graduation date.

⁵ Programs must be accredited by a specialized nursing accrediting agency that is nationally recognized by the United States Secretary of Education to accredit nursing education programs.

⁶ The law requires approved nursing programs to have a minimum graduate licensure exam passage rate. If a program's passage rate falls 10% below the national average for two consecutive calendar years, the program is placed on probation and must submit a remediation plan and increase its passage rate so that it equals or exceeds the required passage rate within the timeframes specified in s. 464.019 (5)(a)(3), *F.S.*

This report provides program-specific nursing licensure exam data for all nursing education programs in Florida for the 2014 calendar year.⁷ This data includes each program's passage rates for graduates who took the National Council of State Boards of Nursing's National Council Licensure Examination (NCLEX) within six months of their graduation date during calendar year 2014.⁸

Findings

How did graduates of Florida nursing education programs perform on the licensure exam in 2014 compared to graduates nationally?

Florida's licensed practical nursing and bachelor's degree graduates performed about the same as graduates nationally; graduates from associate's degree programs performed slightly worse.

The percentage of Florida nursing graduates passing the licensure exam in 2014 varied by program type. Statewide, 82.72% of graduates from Florida's licensed practical nurse programs passed the licensure exam during 2014, which was similar to the national average of 82.16%.⁹ (See Exhibit 1). In addition, 84.73% of Florida's bachelor of science in nursing degree program graduates passed the licensure exam, which was similar to the percentage of students who passed nationally. In contrast, 76.13% of Florida associate degree in nursing graduates passed the licensure exam, which was slightly below the percentage of graduates passing the exam nationally (79.26%).

How many Florida nursing education programs had licensure exam passage rates that were 10% or more below the national average?

More than one-third (36%, or 105 of 289) of Florida nursing education programs with graduates that took the licensure exam had passage rates that were 10% or more below the national average in 2014.

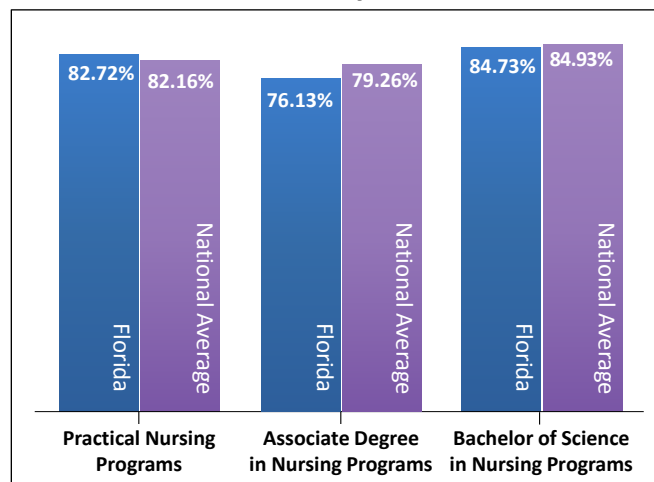
⁷ Public school districts, Florida colleges, state universities, private institutions licensed by the Commission for Independent Education, and private institutions that are members of the Independent Colleges and Universities of Florida offer nursing programs. In addition, state law authorizes Pensacola Christian College to offer a bachelor of science in nursing degree.

⁸ The NCLEX data was provided by the National Council of State Boards of Nursing.

⁹ This only includes students who took exams during calendar year 2014.

Exhibit 1

Florida's 2014 Average Licensure Exam Passage Rates for Licensed Practical Nurse and Bachelor of Science in Nursing Program Graduates Met or Exceeded the National Average¹



¹ National average passage rates include all nursing education program graduates who took the licensure exam for the first time in calendar year 2014, but Florida rates do not include graduates who took their exams more than six months after their graduation date.

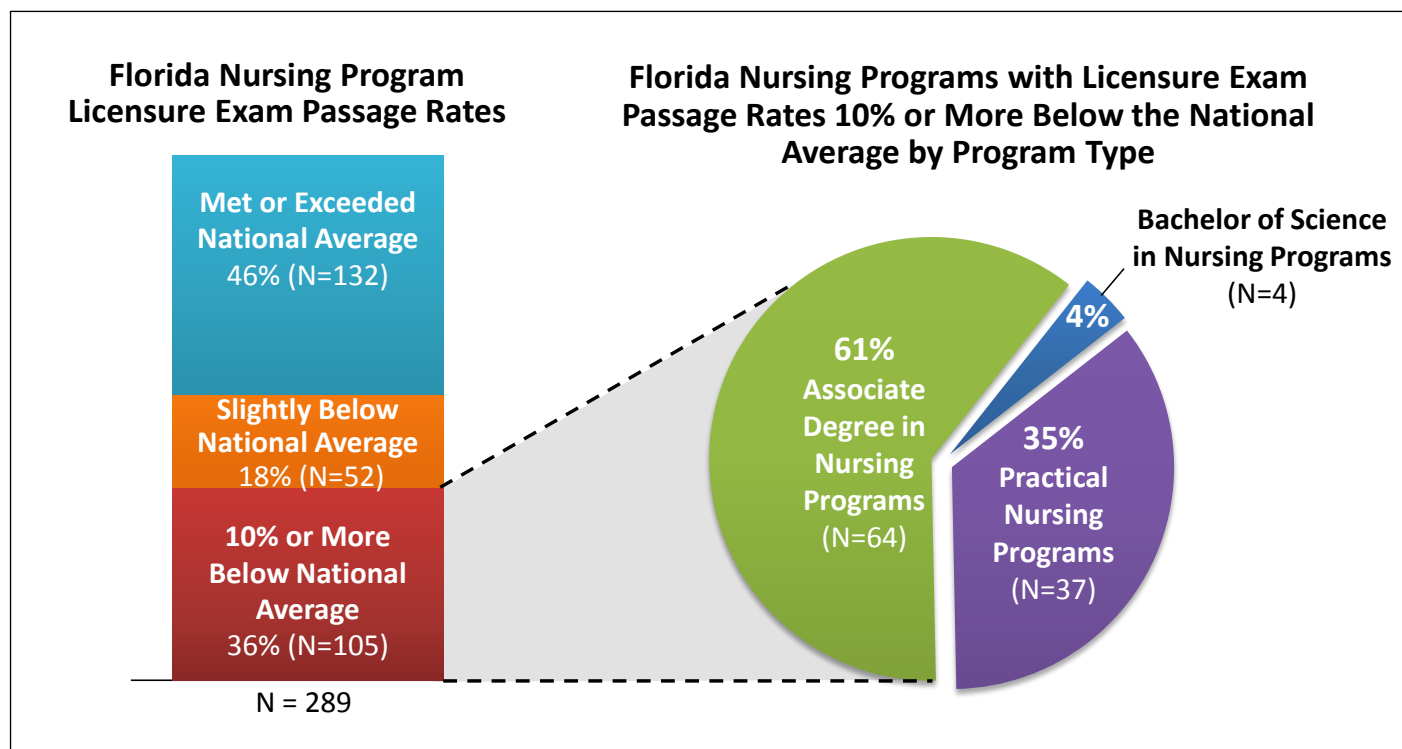
Source: OPPAGA analysis of data received from the National Council of State Boards of Nursing.

Associate degree in nursing programs accounted for the majority of programs that failed to meet the legislative standard. Florida law requires a program whose graduate licensure exam passage rate falls 10 percentage points or more below the national average for two consecutive calendar years to be placed on probation and submit a remediation plan to increase its passage rate so that it equals or exceeds the required passage rate within the timeframes specified in s. 464.019(5)(a)(3), *Florida Statutes*. As shown in Exhibit 2, 105 of 289 (36%) nursing programs operating in Florida that had graduates who took the licensure exam in 2014 had passage rates that were 10% or more below the national average in 2014. Almost two-thirds (61%) of these programs awarded associate's degrees, slightly more than a third (35%) were licensed practical nursing programs, and 4% were bachelor of science in nursing programs.¹⁰

¹⁰ Thirteen percent of the schools (38 of the 289) had fewer than five test takers. Half of these schools (50%) had passage rates that were 10% or more below the national average. In contrast, 34% of the schools with five or more test takers were 10% or more below the national average. At smaller schools, the performance of relatively few test takers can have a substantial effect on passage rates.

Exhibit 2

Of the Florida Nursing Programs in 2014 That Had Licensure Exam Passage Rates That Were 10% or More Below the National Average, More Than Half Were Associate Degree in Nursing Programs¹



¹ National average passage rates include all nursing education program graduates who took the licensure exam for the first time in calendar year 2014, but Florida passage rates do not include graduates who took their exams more than six months after their graduation date.

Source: OPPAGA analysis of data received from the National Council of State Boards of Nursing..

Most of the nursing programs performing below the required passage rate were relatively new and unaccredited. Three-quarters (79 of 105) of the programs with exam passage rates that were 10% or more below the national average in 2014 were created since the 2009 statutory revisions

took effect.¹¹ Furthermore, only 6 of the 105 programs were accredited. To improve program quality, the 2014 Legislature revised Florida law to require that all nursing education programs be accredited by July 1, 2019 or within five years of first enrolling students.¹²

¹¹ Of the 246 nursing programs approved since July 2009, 133 programs had graduates who took the licensure examination in calendar year 2014. The other 113 programs did not have any students take the exam because the program did not have graduates yet, the graduates did not take the exam within six months of graduation, or the program closed.

¹² Programs must be accredited by a specialized nursing accrediting agency that is nationally recognized by the United States Secretary of Education to accredit nursing education programs.

As of June 2015, 45 of the 105 programs that failed to meet the legislative standard in 2014 were on probation.^{13, 14, 15} Of the 105 programs that failed to meet the legislative standard in 2014

- 45 were on probation as of June 2015 (37 of these programs were created since 2009)¹⁶;
- 41 were not on probation as of June 2015, but the Board is required to place them on probation if the programs continue to have licensure passage rates 10% or more below the national average for another consecutive calendar year;
- 13 closed¹⁷; and
- 6 were exempt from being placed on probation based on licensure exam passage rates because they have accreditation as specified by Florida Statutes.¹⁸

Appendix A describes how many Florida nursing education programs met or exceeded the national average passage rate, were slightly below the national average passage rate, and how many were 10% or more below the national average passage rate for each program type.^{19, 20} Appendix B lists the passage rates for each nursing program in Florida.

¹³ In April 2015, the Board of Nursing adopted an alternative interpretation of s. 464.019(5)(a)(3), *F.S.*, which changed the length of time the board allows nursing programs to remain on probation before termination. Under the alternative interpretation, if a program fails to meet the statutory requirement after one year of probation, the board terminates the program. In addition, the board now terminates programs that have no graduates who take the NCLEX in the calendar year that immediately follows their placement on probation. However, programs can appeal these termination decisions and request a one-year extension of probation. Prior to April 2015, the board allowed programs to remain on probation for two years prior to termination. Board staff reported that this change will affect programs that were on their first year of probation in 2014 and all programs placed on probation in the future.

¹⁴ At its June 2015 meeting, the Board of Nursing noticed 12 nursing programs for termination—11 of these programs failed to meet the statutory licensure examination requirement after one year, and 1 program had no test takers in 2014 (one year after being placed on probation). According to board staff, the 12 programs can appeal the board's decision to terminate them at its August 2015 meeting.

¹⁵ These guidelines do not apply to programs that are accredited by a specialized nursing accrediting agency in accordance with s. [464.003\(1\)](#), *F.S.*

¹⁶ Of the 45 programs on probation as of June 2015, 24 were placed on probation in 2015; 11 were on probation for one year in 2014 and pending termination by the Board of Nursing; 5 were on year one of probation in 2014 and were granted an extension for one additional year in 2015; and 4 were on year two of probation in 2014 and were granted an extension for one additional year in 2015. In addition, one program, City College-Fort Lauderdale (ADN program), was terminated by the board in April 2015. The program appealed the board's decision to the Division of Administrative Hearings and, according to board staff, the program will remain on probationary status until the division issues a recommended order.

¹⁷ Of the 13 programs with test takers in calendar year 2014, 2 closed in 2015, 9 closed in 2014, and 2 closed in 2013.

¹⁸ Section [464.019\(9\)](#), *F.S.*

¹⁹ Slightly below the national average refers to programs with exam passage rates below the national average by less than 10 percentage points.

²⁰ In calendar year 2014, 77 graduates of new bachelor of science in nursing degree programs took the NCLEX exam, while 2,531 graduates of new associate degree in nursing programs and 484 graduates of new licensed practical nurse programs took the exam.

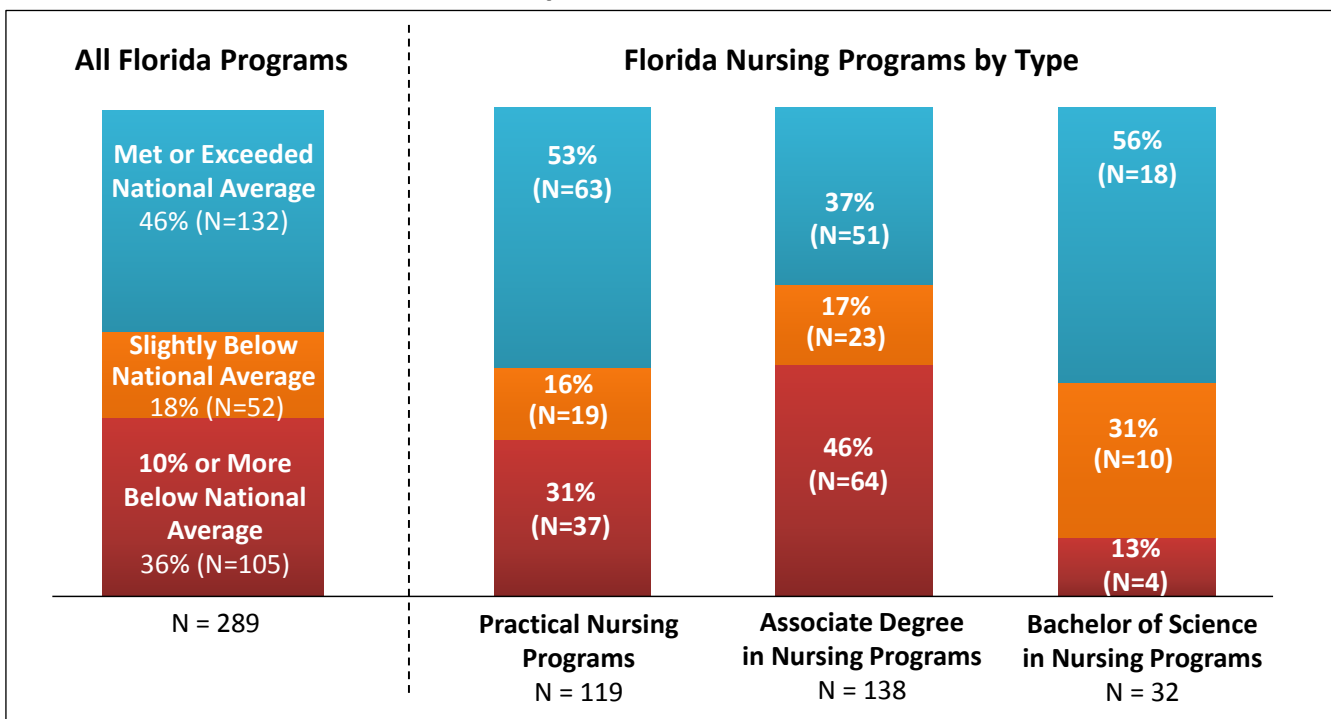
Appendix A

Florida Nursing Education Program Passage Rates by Program Type

More than one-third (36% or 105 programs) of Florida nursing education programs had licensure exam passage rates that were 10% or more below the national average in 2014. Licensure exam passage rates varied by program type, as shown in Exhibit A-1.

Exhibit A-1

More Than One-Third (36%) of Florida Nursing Education Programs Had Licensure Exam Passage Rates That Were 10% or More Below the National Average in 2014¹



¹ National average passage rates include all nursing education program graduates who took the licensure exam for the first time in calendar year 2014, but Florida rates do not include graduates who took their exams more than six months after their graduation date.

Source: OPPAGA analysis of data received from the National Council of State Boards of Nursing.

Appendix B

Licensed Practical Nurse (Generic and Bridge) Program Graduate Exam Scores

Exhibit B-1 shows for each institution the passage rates for licensed practical nurse program graduates who took the National Council of State Boards of Nursing's National Council Licensure Examination (NCLEX) during calendar year 2014.^{21, 22} The percentage of exam takers who passed the exam (82.72%) is similar to the national average passage rate of 82.16%. Programs approved since the 2009 law are highlighted in light gray.

Exhibit B-1

Passage Rates for Licensed Practical Nurse Program Graduates in the 2014 Calendar Year^{1, 2}

NCLEX Code	School	Exam Takers	Number of Exam Takers Who Passed	Percentage of Exam Takers Who Passed
70-100	Chipola College	7	7	100.00%
70-106	Florida Gateway College	25	25	100.00%
70-123	Fortis College – Tampa	1	1	100.00%
70-136	Technical Education Center Osceola	10	10	100.00%
70-142	Cape Coral Institute of Technology	28	28	100.00%
70-150	Palm Beach State College – Lake Worth	13	13	100.00%
70-159	South Tech Academy	3	3	100.00%
70-167	Withlacoochee Technical College	20	20	100.00%
70-168	South Florida State College – Avon Park	19	19	100.00%
70-175	Seminole State College of Florida – Altamonte Springs	29	29	100.00%
70-196	Santa Fe College	21	21	100.00%
70-207	Southeastern College – New Port Richey	17	17	100.00%
70-211	Rasmussen College, Inc. – Ft Myers	9	9	100.00%
70-212	West Lawrence School of Nursing	1	1	100.00%
70-215	Virginia College – Pensacola	9	9	100.00%
70-219	Fort Myers Institute of Technology – Labelle	5	5	100.00%
70-220	North Broward Technical Center, Inc. – Deerfield Beach	1	1	100.00%
70-227	Cambridge Institute of Allied Health & Technology – Delray Beach	2	2	100.00%
70-233	Jersey College – Fort Lauderdale	12	12	100.00%
70-237	Christian International College – Largo	5	5	100.00%
70-245	NRI Institute of Health Sciences	2	2	100.00%
70-256	Herzing University – Winter Park	1	1	100.00%
70-268	Homestead Senior High School – Dade County	3	3	100.00%
70-270	Dade Medical College – Hollywood	1	1	100.00%
70-282	Technical Center for Career and Adult Education – Indian River County	11	11	100.00%

²¹ This includes both licensed practical nurse (generic program) students as well as licensed practical nurse (bridge program) students.

²² This data includes only first-time test takers who took the exam within six months of graduation from a nursing education program.

NCLEX Code	School	Exam Takers	Number of Exam Takers Who Passed	Percentage of Exam Takers Who Passed
70-288	Harris-Casel Institute	18	18	100.00%
70-120	Emerald Coast Technical College	51	50	98.04%
70-164	Pasco-Hernando State College — New Port Richey	76	74	97.37%
70-107	Bradford-Union Area Career Technical Center	27	26	96.30%
70-194	Pinellas Technical Education Center — Clearwater	49	47	95.92%
70-189	North Florida Community College — Madison	23	22	95.65%
70-191	Tom P. Haney Technical Center	23	22	95.65%
70-155	Jersey College — Tampa	61	58	95.08%
70-187	Orlando Tech	36	34	94.44%
70-105	Choice Technology Center	34	32	94.12%
70-195	Traviss Career Center	59	55	93.22%
70-151	Pinellas Technical College — Saint Petersburg	43	40	93.02%
70-185	Daytona State College — Daytona Beach	43	40	93.02%
70-181	Fort Myers Institute of Technology — Fort Myers	27	25	92.59%
70-186	Atlantic Technical College — Broward County	67	62	92.54%
70-197	Gulf Coast State College — Port St. Joe	25	23	92.00%
70-222	Rasmussen College, Inc. — Land O Lakes	37	34	91.89%
70-182	First Coast Technical College	46	42	91.30%
70-179	Florida State College at Jacksonville	45	41	91.11%
70-132	Jersey College — Jacksonville	33	30	90.91%
70-170	Lorenzo Walker Institute of Technology	31	28	90.32%
70-193	Suncoast Technical College	41	37	90.24%
70-161	Gadsden Center for Health Education	10	9	90.00%
70-180	Palm Beach County Schools	10	9	90.00%
70-248	Robert Morgan Educational Center — Dade County	57	51	89.47%
70-139	Medical Prep Institute of Tampa Bay — Tampa	9	8	88.89%
70-255	Southeastern College — Tampa	9	8	88.89%
70-205	Sheridan Technical College — Broward County	107	93	86.92%
70-134	Southeastern College — Greenacres	15	13	86.67%
70-144	Southeastern College — Jacksonville	36	31	86.11%
70-127	Cambridge Institute of Allied Health & Technology — Altamonte Springs	27	23	85.19%
70-172	Eastern Florida State College	20	17	85.00%
70-104	Galen College of Nursing — Saint Petersburg	74	62	83.78%
70-154	Erwin Technical Center	79	66	83.54%
70-169	Inlet Grove Adult Community High School	6	5	83.33%
70-177	Indian River State College — Fort Pierce	36	30	83.33%
70-202	McFatter Technical College	88	73	82.95%
70-145	Immokalee Technical Center	17	14	82.35%
NATIONAL AVERAGE PASSAGE RATE				82.16%
70-214	Rasmussen College, Inc. — Ocala	22	18	81.82%
70-166	Charlotte Technical Center	65	53	81.54%

NCLEX Code	School	Exam Takers	Number of Exam Takers Who Passed	Percentage of Exam Takers Who Passed
70-178	Lake Technical Center	32	26	81.25%
70-147	Azure College – Sebring	26	21	80.77%
70-157	Pensacola State College	26	21	80.77%
70-199	Lively Technical Center	26	21	80.77%
70-125	Concorde Career Institute – Jacksonville	25	20	80.00%
70-163	Desoto County School of Practical Nursing	5	4	80.00%
70-108	Ridge Career Center	44	35	79.55%
70-183	Manatee Technical College	76	60	78.95%
70-160	Mercy Hospital School of Practical Nursing	47	37	78.72%
70-109	Fortis Institute – Port Saint Lucie	18	14	77.78%
70-156	Express Training Services, LLC – Gainesville	22	17	77.27%
70-130	Lincoln Technical Institute – Fern Park	13	10	76.92%
70-124	Medtech Institute – Orlando	60	46	76.66%
70-138	American Medical Academy	4	3	75.00%
70-238	Med-Life Institute – Pompano Beach	8	6	75.00%
70-171	Florida Panhandle Technical College	35	26	74.29%
70-259	Community Technical & Adult Education – Marion County	22	16	72.73%
10 PERCENTAGE POINTS BELOW NATIONAL AVERAGE PASSAGE RATE				72.16%
70-131	Centura Institute	7	5	71.43%
70-201	Academy for Nursing and Health Occupations – West Palm Beach	70	50	71.43%
70-254	Miami Lakes Technical Center – Dade County	66	46	69.70%
70-111	Fortis Institute Palm Springs	29	20	68.97%
70-114	Taylor College – Belleview	31	21	67.74%
70-210	Blanche Ely High School – Broward County	6	4	66.67%
70-152	Azure College – Boca Raton	16	10	62.50%
70-173	Suwannee-Hamilton Technical Center	20	12	60.00%
70-209	Med-Life Institute – Kissimmee	10	6	60.00%
70-264	Hope Health Career Institute	5	3	60.00%
70-121	Southwest Florida Technical Institute – Bradenton	34	20	58.82%
70-190	Southeastern College – Saint Petersburg	17	10	58.82%
70-153	Lindsey Hopkins Technical College – Dade County	77	45	58.44%
70-232	Rasmussen College, Inc. – Tampa	7	4	57.14%
70-236	Locklin Tech	15	8	53.33%
70-224	Genesis Vocational Institute	17	9	52.94%
70-140	Miami Dade College	4	2	50.00%
70-206	Horizon Healthcare Institute, Inc. – Port Charlotte	2	1	50.00%
70-279	Faith Medical Institute	2	1	50.00%
70-115	Fortis Institute – Miami	9	4	44.44%
70-239	Med-Life Institute – Naples	7	3	42.86%
70-149	Horizon Healthcare Institute, Inc. – Fort Myers	5	2	40.00%
70-135	Capscare Academy for Healthcare Education – Lake Worth	21	8	38.10%

NCLEX Code	School	Exam Takers	Number of Exam Takers Who Passed	Percentage of Exam Takers Who Passed
70-117	Azure College – Miami Gardens	8	3	37.50%
70-141	Med-Life Institute – Bradenton	6	2	33.33%
70-243	Ideal Professional Institute, Inc. – Miami Gardens	3	1	33.33%
70-246	Horizon Healthcare Institute, Inc. – Melbourne	3	1	33.33%
70-240	American Health Institute	11	3	27.27%
70-251	O'Reggio Technical Career Institute	4	1	25.00%
70-286	Techni-Pro Institute, Inc. – Boca Raton	4	1	25.00%
70-162	Vintex Training Institute	5	1	20.00%
70-213	International Academy Training Center	10	1	10.00%
70-118	Health Opportunity Technical Center	1	0	0.00%
70-192	Sigma College – Coconut Creek	2	0	0.00%
70-208	Med-Life Institute – Miramar	2	0	0.00%
70-223	Med-Life Institute – West Palm Beach	1	0	0.00%
70-283	Hope College of Arts & Sciences – Pompano Beach	1	0	0.00%
Total Statewide		2,864	2,369	82.72%

¹ Remedial programs were not included in the table or statewide totals.

² Programs approved since July 2009 are highlighted in yellow.

³ The statewide totals include graduates of closed programs.

⁴ A correction was made to the numbers for Medtech Institute – Orlando, NCLEX code 70-124, as provided by the Florida Board of Nursing.

Source: National Council of State Boards of Nursing.

Associate Degree in Nursing (Generic and Bridge) Program Graduate Exam Scores

Exhibit B-2 shows for each institution the passage rates for associate degree in nursing program graduates who took the National Council of State Boards of Nursing's National Council Licensure Examination (NCLEX) during calendar year 2014.^{23, 24} The percentage of exam takers who passed the exam (76.13%) is below the national average passage rate of 79.26%. Programs approved since the 2009 law are highlighted in light gray.

Exhibit B-2

Passage Rates for Associate Degree in Nursing Program Graduates in the 2014 Calendar Year^{1, 2}

NCLEX Code	School	Exam Takers	Number of Exam Takers Who Passed	Percentage of Exam Takers Who Passed
70-700	Burnett International College – Boynton Beach	1	1	100.00%
70-732	International Institute for Health Care Professionals, Inc. – Boca Raton	1	1	100.00%
70-759	Institute of Healthcare Professions	4	4	100.00%
70-480	State College of Florida Manatee-Sarasota	152	146	96.05%
70-471	Santa Fe College – Gainesville	125	119	95.20%
70-416	North Florida Community College – Madison	19	18	94.74%
70-722	Florida Career College – Lauderdale Lakes	18	17	94.44%
70-467	Valencia College	223	210	94.17%
70-474	Florida Keys Community College	32	30	93.75%
70-455	Keiser University – Orlando	58	54	93.10%
70-462	Seminole State College of Florida – Altamonte Springs	201	187	93.03%
70-450	Northwest Florida State College	55	51	92.73%
70-415	Keiser University – Melbourne	54	50	92.59%
70-404	Jersey College – Tampa	117	107	91.45%
70-438	Eastern Florida State College – Palm Bay	57	52	91.23%
70-475	Broward College	376	342	90.96%
70-482	College of Central Florida – Ocala	85	77	90.59%
70-468	Tallahassee Community College	81	73	90.12%
70-470	Eastern Florida State College – Cocoa	70	63	90.00%
70-407	Keiser University – Miami	29	26	89.66%
70-451	College of Central Florida – Lecanto	19	17	89.47%
70-490	Keiser University – Jacksonville	28	25	89.29%
70-422	Fortis Institute – Pensacola	65	58	89.23%
70-464	Pasco-Hernando Community College – New Port Richey	164	146	89.02%
70-478	Florida Gateway College	81	72	88.89%
70-405	Lake-Sumter State College	92	81	88.04%
70-472	Florida South Western State College	214	188	87.85%

²³ This includes both associate degree in nursing (generic program) students as well as associate degree in nursing (bridge program) students.

²⁴ This data includes only first-time test takers who took the exam within six months of graduation from a nursing education program.

NCLEX Code	School	Exam Takers	Number of Exam Takers Who Passed	Percentage of Exam Takers Who Passed
70-420	Keiser University – Sarasota	41	36	87.80%
70-426	Keiser University – Tallahassee	24	21	87.50%
70-406	Keiser University – West Palm Beach	38	33	86.84%
70-476	Polk State College	142	123	86.62%
70-418	Keiser University – Tampa	29	25	86.21%
70-477	Indian River State College – Fort Pierce	172	148	86.05%
70-706	Breckinridge School of Nursing and Health Sciences at ITT Tech – West Palm Beach	7	6	85.71%
70-491	Rasmussen College, Inc. – New Port Richey	124	106	85.48%
70-423	Keiser University – Fort Lauderdale	33	28	84.85%
70-489	St. Petersburg College	315	267	84.76%
70-483	Daytona State College – Daytona Beach	223	188	84.30%
70-495	Rasmussen College, Inc. – Ocala	121	102	84.30%
70-735	Jersey College – Ft Lauderdale	25	21	84.00%
70-425	St. Johns River State College	106	89	83.96%
70-486	Palm Beach State College – Lake Worth	221	184	83.26%
70-410	Adventist University of Health Sciences	41	34	82.93%
70-733	Medical Prep Institute of Tampa Bay – Tampa	23	19	82.61%
70-456	Jersey College – Jacksonville	54	44	81.48%
70-409	Mercy Hospital College of Nursing	37	30	81.08%
70-469	Hillsborough Community College	262	210	80.15%
70-440	Keiser University – Port Saint Lucie	25	20	80.00%
70-447	Fortis College – Tampa	10	8	80.00%
70-457	Taylor College – Belleview	5	4	80.00%
70-430	Everest University	29	23	79.31%
NATIONAL AVERAGE PASSAGE RATE				79.26%
70-436	Rasmussen College, Inc. – Fort Myers	106	84	79.25%
70-403	Keiser University – Lakeland	57	45	78.95%
70-473	Florida State College at Jacksonville	323	255	78.95%
70-481	Gulf Coast State College – Panama City	103	81	78.64%
70-496	Breckinridge School of Nursing And Health Sciences at ITT Tech – Tampa	14	11	78.57%
70-716	Bethesda College of Health Sciences	14	11	78.57%
70-413	Southeastern College – Miami Lakes	35	27	77.14%
70-401	Chipola College – Marianna	60	46	76.67%
70-484	Miami Dade College	497	380	76.46%
70-419	Concorde Career Institute – Orlando	29	22	75.86%
70-434	Breckinridge School of Nursing and Health Sciences at ITT Tech – Lake Mary	29	22	75.86%
70-444	Herzing University – Winter Park	45	34	75.56%
70-441	Kaplan University	12	9	75.00%
70-749	Med-Life Institute – Naples	4	3	75.00%
70-710	Southeastern College – New Port Richey	47	35	74.47%
70-412	Fortis College – Largo	35	26	74.29%

NCLEX Code	School	Exam Takers	Number of Exam Takers Who Passed	Percentage of Exam Takers Who Passed
70-714	Southwest Florida College — Fort Myers	27	20	74.07%
70-494	Rasmussen College, Inc. — Tampa	75	55	73.33%
70-421	Concorde Career Institute — Tampa	26	19	73.08%
70-487	Pensacola State College	200	146	73.00%
70-499	Concorde Career Institute — Miramar	33	24	72.72%
70-432	Dade Medical College — Homestead	25	18	72.00%
70-411	Galen College of Nursing — Saint Petersburg	251	176	70.12%
10 PERCENTAGE POINTS BELOW NATIONAL AVERAGE PASSAGE RATE				69.26%
70-715	Christian International College — Largo	13	9	69.23%
70-463	Academy for Nursing and Health Occupations — West Palm Beach	107	73	68.22%
70-449	City College — Miami	24	16	66.67%
70-497	Ultimate Medical Academy	12	8	66.67%
70-708	ITT Technical Institute — Deerfield Beach	6	4	66.67%
70-711	Lincoln Technical Institute — Fern Park	3	2	66.67%
70-719	Med-Life Institute — Pompano Beach	3	2	66.67%
70-726	Florida Career College — Kendall	12	8	66.67%
70-758	Florida Academy of Nursing — Miramar	3	2	66.67%
70-442	Kaplan College Jacksonville	47	31	65.96%
70-704	Fortis College — Cutler Bay	32	21	65.63%
70-492	Palm Beach State College — Belle Glade	14	9	64.29%
70-448	Breckinridge School of Nursing and Health Sciences at ITT Tech — Fort Lauderdale	21	13	61.90%
70-427	Taylor College — Belleview	76	47	61.84%
70-400	South Florida State College — Avon Park	35	21	60.00%
70-437	City College — Fort Lauderdale	40	24	60.00%
70-705	Schiller International University	10	6	60.00%
70-748	South Florida Medical College	5	3	60.00%
70-713	Management Resources College	94	56	59.57%
70-458	Azure College — Miami Gardens	26	15	57.69%
70-445	Breckinridge School of Nursing and Health Sciences at ITT Tech — Tallahassee	28	16	57.14%
70-433	Concorde Career Institute — Jacksonville	41	22	53.66%
70-408	Dade Medical College — Miami	89	47	52.81%
70-723	Dade Medical College — West Palm Beach	21	11	52.38%
70-728	Palm Beach Vocational Institute, Inc. — Boynton Beach	23	12	52.17%
70-737	Med-Life Institute — Kissimmee	23	12	52.17%
70-428	Sanford-Brown College — Jacksonville	2	1	50.00%
70-459	Azure College — Sebring	12	6	50.00%
70-493	Saber	40	20	50.00%
70-709	Fortis Institute — Port Saint Lucie	42	21	50.00%
70-727	Allied Health Institute	6	3	50.00%
70-488	Breckinridge School of Nursing and Health Sciences at ITT Tech — Fort Myers	47	23	48.94%
70-452	Dade Medical College — Miami Lakes	74	36	48.65%

NCLEX Code	School	Exam Takers	Number of Exam Takers Who Passed	Percentage of Exam Takers Who Passed
70-446	Breckinridge School of Nursing and Health Sciences at ITT Tech – Hialeah	15	7	46.67%
70-424	Virginia College – Jacksonville	13	6	46.15%
70-466	Brown Mackie College – Miami	70	30	42.86%
70-498	Breckinridge School of Nursing and Health Sciences at ITT Tech – Tampa	42	18	42.86%
70-703	Victoria Medical College – West Palm Beach	7	3	42.86%
70-736	Larkin School of Nursing	7	3	42.86%
70-439	Southeastern College – St. Petersburg	50	21	42.00%
70-454	Florida National University – Miami	55	23	41.82%
70-443	Florida National University – Hialeah	24	10	41.67%
70-414	Mattia College – Miami	29	12	41.38%
70-712	Azure College – Boca Raton	15	6	40.00%
70-731	Southwest Florida Technical Institute – Bradenton	34	12	35.29%
70-435	Breckinridge School of Nursing and Health Sciences at ITT Tech – Jacksonville	43	15	34.88%
70-417	Florida Career College – Boynton Beach	29	10	34.48%
70-724	Dade Medical College – Jacksonville	9	3	33.33%
70-725	Florida Career College – Jacksonville	19	6	31.58%
70-741	Florida College of Health Science, Inc. – Orlando	30	9	30.00%
70-701	Sigma College – Oakland Park	21	6	28.57%
70-755	Health Career Institute	19	5	26.32%
70-453	Florida National University – Hialeah	27	7	25.93%
70-740	Techni-Pro Institute, Inc. – Boca Raton	36	9	25.00%
70-739	Med-Life Institute – Miramar	9	2	22.22%
70-479	Carleen Home Health School – Lauder Hill	68	14	20.59%
70-702	Hope College of Arts & Sciences – Pompano Beach	25	5	20.00%
70-738	Med-Life Institute – West Palm Beach	11	2	18.18%
70-431	Dade Medical College – Hollywood	17	3	17.65%
70-752	Censa Miami Institute – Hialeah Gardens	42	5	11.90%
70-429	Cambridge Medical Institute Inc.	10	0	0.00%
70-756	Emergency Educational Institute	2	0	0.00%
70-763	Ideal Professional Institute, Inc. – Miami Gardens	2	0	0.00%
70-765	Carleen Home Health School – West Palm Beach	1	0	0.00%
Total Statewide		8,387	6,385	76.13%

¹ Remedial programs were not included in the table or statewide totals.

² Programs approved since July 2009 are highlighted in yellow.

³ The statewide totals include graduates of closed programs.

⁴ A correction was made to the numbers for Concorde Career Institute – Miramar, NCLEX code 70-499, as provided by the Florida Board of Nursing.

Source: National Council of State Boards of Nursing.

Bachelor of Science in Nursing (Generic and Second Degree) Program Graduate Exam Scores

Exhibit B-3 shows for each institution the passage rates for bachelor of science in nursing program graduates who took the National Council of State Boards of Nursing's National Council Licensure Examination (NCLEX) during calendar year 2014.^{25, 26} The percentage of exam takers who passed the exam (84.73%) is similar to the national average passage rate (84.93%). Programs approved since the 2009 law are highlighted in light gray.

Exhibit B-3

Passage Rates for Bachelor of Science in Nursing Degree Program Graduates in the 2014 Calendar Year^{1, 2}

NCLEX Code	School	Exam Takers	Number of Exam Takers Who Passed	Percentage of Exam Takers Who Passed
70-502	Fortis College – Largo	1	1	100.00%
70-510	University of Tampa	43	43	100.00%
70-511	Florida National University – Hialeah	1	1	100.00%
70-512	Carleen Home Health School	1	1	100.00%
70-531	Florida Career College – Boynton Beach	1	1	100.00%
70-5101	Western Governors University	3	3	100.00%
70-567	University of Central Florida	233	228	97.85%
70-503	Florida Gulf Coast University	69	66	95.65%
70-560	Jacksonville University	101	95	94.06%
70-585	University of Florida	187	169	90.37%
70-530	Palm Beach Atlantic University	49	44	89.80%
70-566	Florida Atlantic University	82	73	89.02%
70-568	Pensacola Christian College	72	63	87.50%
70-591	University of Miami	181	158	87.29%
70-525	Chamberlain College of Nursing – Jacksonville	68	59	86.76%
70-565	University of South Florida, College of Nursing	186	161	86.56%
70-594	University of North Florida	111	95	85.59%
70-596	Nova Southeastern University – Fort Myers	62	53	85.48%
NATIONAL AVERAGE PASSAGE RATE				84.93%
70-589	Florida International University	161	136	84.47%
70-540	Chamberlain College of Nursing – Miramar	58	48	82.76%
70-570	South University – Royal Palm Beach	57	47	82.46%
70-515	Remington College	90	74	82.22%
70-505	University of West Florida	39	32	82.05%
70-592	College of Nursing and Health Sciences at Barry University	121	99	81.82%
70-520	Florida Southern College	36	29	80.56%
70-590	Florida State University	110	88	80.00%

²⁵ This includes both bachelor of science in nursing (generic program) students as well as bachelor of science in nursing (second degree program) students.

²⁶ This data includes only first-time test takers who took the exam within six months of graduation from a nursing education program.

NCLEX Code	School	Exam Takers	Number of Exam Takers Who Passed	Percentage of Exam Takers Who Passed
70-578	Nova Southeastern University – Fort Lauderdale	231	178	77.06%
70-501	Fortis College – Cutler Bay	8	6	75.00%
10 PERCENTAGE POINTS BELOW NATIONAL AVERAGE PASSAGE RATE				74.93%
70-598	Florida A&M University	63	40	63.49%
70-569	Bethune-Cookman University	52	31	59.62%
70-504	South University – Tampa	75	44	58.67%
70-508	Miller's College of Nursing	8	3	37.50%
Total Statewide		2,560	2,169	84.73%

¹ Remedial programs were not included in the table or statewide totals.

² Programs approved since July 2009 are highlighted in yellow.

³ The statewide totals include graduates of closed programs.

Source: National Council of State Boards of Nursing.

The Florida Legislature

Office of Program Policy Analysis and Government Accountability



OPPAGA provides performance and accountability information about Florida government in several ways.

- [Reports](#) deliver program evaluation and policy analysis to assist the Legislature in overseeing government operations, developing policy choices, and making Florida government more efficient and effective.
- [PolicyCasts](#), short narrated slide presentations, provide bottom-line briefings of findings and recommendations for select reports.
- Government Program Summaries (GPS), an online encyclopedia, www.oppaga.state.fl.us/government, provides descriptive, evaluative, and performance information on more than 200 Florida state government programs.
- [PolicyNotes](#), an electronic newsletter, delivers brief announcements of research reports, conferences, and other resources of interest for Florida's policy research and program evaluation community.
- Visit OPPAGA's website at www.oppaga.state.fl.us

OPPAGA supports the Florida Legislature by providing data, evaluative research, and objective analyses that assist legislative budget and policy deliberations. This project was conducted in accordance with applicable evaluation standards. Copies of this report in print or alternate accessible format may be obtained by telephone (850/488-0021), by FAX (850/487-3804), in person, or by mail (OPPAGA Report Production, Claude Pepper Building, Room 312, 111 W. Madison St., Tallahassee, FL 32399-1475). Cover photo by Mark Foley.

OPPAGA website: www.oppaga.state.fl.us

Project supervised by Emily Sikes (850/717-0531)

Project conducted by Heather Orender Turner (850/717-0533), Justin Graham, and Sean Millard

David Summers (850/717-0555), Staff Director, Education Policy Area

R. Philip Twogood, Coordinator